

Protocol Macros for Vantage



START LOG

<CLEAR-DISPLAY>

Data Logging is ON.

<REVIEW-VOCAB-MENU>

<ACTIVATE-KEY(Row1,Col9)>

Data Logging = ON

<OK>



SEND LOG

<OUTPUT-MENU>

<ACTIVATE-KEY(Row2,Col3)>

Output = ON

<OK>

<REVIEW-VOCAB-MENU>

<ACTIVATE-KEY(Row2,Col8)>

Send Data Log to Computer

<OK>

<OUTPUT-MENU>

<ACTIVATE-KEY(Row2,Col1)>

Output = OFF

<OK>



STOP LOG

<CLEAR-DISPLAY>

Data Logging is OFF, and ALL data has been cleared.

<REVIEW-VOCAB-MENU>

<ACTIVATE-KEY(Row1,Col7)>

Data Logging = OFF

<ACTIVATE-KEY(Row3,Col8)>







Clear Data Log

<ACTIVATE-KEY(Row2,Col4)>

Select "yes" from pop-up box

<OK>

LAM Tool for Pathfinder

 START LOG	Data Logging is ON. <REVIEW-VOCABULARY-MENU>2<RESET-DEFAULT>11<OK><OK>
 SEND LOG	<OUTPUT-MENU><RESET-DEFAULT>22<OK><REVIEW-VOCABULARY-MENU>22<OK><OK><OUTPUT-MENU><RESET-DEFAULT>2<OK>
 STOP LOG	Data Logging is OFF. <REVIEW-VOCABULARY-MENU>2<RESET-DEFAULT>1<OK><OK><OUTPUT-MENU><RESET-DEFAULT>2<OK>
<EMPTY>	
 EMPTY LOG	Log is now COMPLETELY empty. <REVIEW-VOCABULARY-MENU>238<OK><OK>
<EMPTY>	
 GO BACK	<CHOOSE-ACTIVITY>
 MORE	